

Spelling Cards - File 1

Suitable age: Preschool up

Prior knowledge required: None

Format: PDF

Pages: 7

Colour/Black and White: Colour

Each of the five sets contained in this resource have five pictures and 15 letter cards. That is a total of 25 different words to spell using the sounds c, a, t, d, o, g, f, x, v, n, z, i, p, w and e.

The objective of each game is for the child to identify the picture and then use the letter cards provided to spell the word. The words in the first set only use the sounds c, a, t, d and o. The second set will introduce many new sounds, but will also use many of the sounds covered in the first game. Each of the games continue in the same way, introducing some new sounds, but also revising many of the previous ones.





This will be a wonderful resource to teach children to spell or for any child that enjoys literacy activities.

Segmenting Cards - Game 1




Parent/Teacher Instructions: If you wish to be able to re-use this activity, print out all the pages onto heavy paper (160gsm up), and cut out the pieces. Laminate if you wish. Otherwise these activities can be printed out onto ordinary paper and cut up.

Prior knowledge required: The sounds of c, a, t, d and o.

Student Instructions: Select one of the picture cards and then spell the word using the letter cards available. If you do not wish to re-use the activity the pieces can be pasted onto A4 paper.

	c	a	t	
	d	a	d	c
.	d	o	t	o
	c	o	t	d

A Stop at a Time - www.astoptime.co.nz Copyright © 2008 Kelly Rowlingson

10	t	e	n		d	o	g
	n	o	d				
	p	i	g				